

SolarWorld Kit easy



All-inclusive package: The SolarWorld Kit easy includes all components required for installing and operating a solar system – SolarWorld quality modules, inverters, mounting systems, cables and accessories and optionally a data logger. The SolarWorld Kit easy is available in four sizes with 12, 16, 20 and 24 modules.

Perfectly planned: The SolarWorld Kit easy is completely planned in advance for pitched roofs and assembled according to the latest standards and norms. This saves time during the preparation and installation.

Sophisticated packaging: The compact and high grade packaging provides for a quick and safe transport to the customer's construction site.

SolarWorld Kit easy

TECHNICAL DESCRIPTION

Modules	12 x SW 250 poly	16 x SW 250 poly	20 x SW 250 poly	24 x SW 250 poly
Total power	3000 Wp	4000 Wp	5000 Wp	6000 Wp
Inverter SMA	SB 3000 TLST-21	SB 3600 TL-21	SB 5000 TL-21	2 x SB 3000 TLST/TL-21*
Inverter KOSTAL	PIKO 3.0	PIKO 4.2**	PIKO 5.5**	2 x PIKO 3.0*
Suncable	6 mm ² , 60 m	6 mm ² , 60 m	6 mm ² , 120 m	6 mm ² , 120 m
Sunfix plus	single layer	single layer	single layer	single layer
Roof connection	roof hook	roof hook	roof hook	roof hook
Shipping unit	europallet (EUR)	europallet (EUR)	europallet (EUR)	industrial pallet (EUR 3)
Dimensions shipping unit	120 x 80 x 224 cm	120 x 80 x 224 cm	120 x 80 x 224 cm	120 x 100 x 224 cm
Weight shipping unit	390 kg	490 kg	600 kg	720 kg

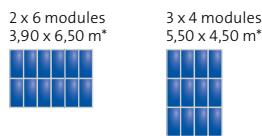
The inverter configuration needs to comply with country-specific guidelines and needs to be adapted if required.

* If two inverters are ordered with the kit one inverter will be shipped on a separate pallet.

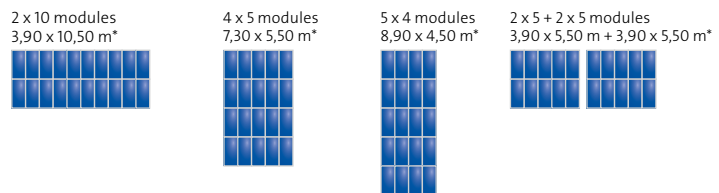
** Three-phase inverter

MOUNTING POSSIBILITIES

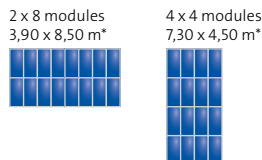
12 modules (3 kWp)



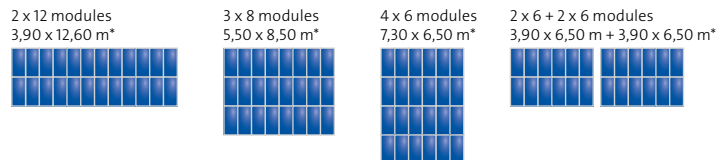
20 modules (5 kWp)



16 modules (4 kWp)



24 modules (6 kWp)



* required roof area: Area the modules occupy is approx. 20 cm, including edge distances all the way around.

STATIC LOAD PARAMETERS

Roof type	Tiled roof
Rafter spacing	60 – 80 cm
Roof pitch	15° – 50°
Height of building	max. 15 m
Roof battens	24 mm and 30 mm

SolarWorld Kit easy can be used in areas with the following wind and snow loads according to EN 1991.

Permissionable wind load	Permissionable snow load (d = 80 cm)*	Permissionable snow load (d = 60 cm)*
0.60 kN/m ²	1.75 kN/m ²	2.45 kN/m ²
0.80 kN/m ²	1.60 kN/m ²	2.35 kN/m ²
1.00 kN/m ²	1.40 kN/m ²	2.25 kN/m ²
1.05 kN/m ²	1.30 kN/m ²	2.15 kN/m ²
1.20 kN/m ²	not possible	2.00 kN/m ²

* d = rafter spacing

Text and images correspond to the state of the art upon printing. Subject to change.